

## PARTIDO DEVELOPMENT ADMINISTRATION

**Detailed Balance Sheet**

As of September 30, 2014

**ASSETS**

## Current Assets

Cash on Hand	P	960,011.76
Cash-Collecting Officer		796,525.26
Cash Disbursing Officers		62,486.50
Petty Cash Fund		101,000.00
Cash in Bank-Local Currency		22,201,515.69
Cash in Bank-Local Currency, Current Account		4,154,519.88
Cash in Bank - Local Currency, Savings Account		18,046,995.81
Receivables		22,068,172.85
Accounts Receivable, net		21,400,015.95
Account Receivable		30,021,411.26
Allowance for Doubtful Accounts		8,621,395.31
Due from Officers and Employees		76,188.00
Due from NGAs		35,250.00
Due from GOCCs		45,484.88
Due from LGUs		115,521.79
Receivables-Disallowances/Charges		216,000.00
Other Receivables		179,712.23
Inventories		3,089,639.28
Office Supplies Inventory		754,866.49
Accountable Forms Inventory		183,503.00
Medical, Dental and Laboratory Supplies Inventory		288,657.78
Gasoline, Oil and Lubricants Inventory		-
Other Supplies Inventory		1,862,612.01
Prepayments		709,787.04
Prepaid Rent		285,142.70
Prepaid Insurance		270,184.24
Prepaid Interest		-
Other Prepaid Expenses		154,460.10
Other Current Assets		6,521.74
Guaranty Deposit		6,521.74
<b>Total Current Assets</b>		<b>49,035,648.36</b>

## Non Current Assets

**Property, Plant and Equipment**

Land		4,488,933.00
Land Improvements, net		14,421.09
Land Improvements		21,052.63
Accumulated Depreciation- Land Improvements		6,631.54
Electrification, Power and Energy Structures, net		9,598,273.02
Electrification, Power and Energy Structures		82,467,303.33
Accumulated Depreciation- Electrification, Power and Energy Structures		72,869,030.31
Office Buildings, net		16,822,063.48
Office Buildings		40,131,275.87
Accumulated Depreciation - Office Buildings		23,309,212.39
Other Structures, net		54,841,349.83
Other Structures		105,410,216.14
Accumulated Depreciation - Other Structures		50,568,866.31
Office Equipment, net		1,380,583.17
Office Equipment		7,297,310.65
Accumulated Depreciation-Office Equipment		5,916,727.48
Furniture and Fixtures, net		662,671.87
Furniture and Fixtures		2,104,966.59
Accumulated Depreciation-Furniture and Fixtures		1,442,294.72
IT Equipment and Software, net		3,020,694.71
IT Equipment and Software		15,861,724.89
Accumulated Depreciation-IT Equipment and Software		12,841,030.18
Library Books, net		4,497.90
Library Books		20,806.00
Accumulated Depreciation-Library Books		16,308.10

ORIGINAL SIGNED 10/11/14


Machineries, net	103,964.34
Machineries	902,003.35
Accumulated Depreciation-Machineries	798,039.01
Communication Equipment, net	5,216,040.56
Communication Equipment	8,404,095.97
Accumulated Depreciation-Communication Equipment	3,188,055.41
Firefighting Equipment, Net	64,566.08
Firefighting Equipment	120,500.00
Accumulated Depreciation-Firefighting Equipment	55,933.92
Medical, Dental and Laboratory Equipment, net	441,240.95
Medical, Dental and Laboratory Equipment	1,832,884.13
Accumulated Depreciation-Medical, Dental and Laboratory Equipment	1,391,643.18
Other Machineries and Equipment, net	5,333,684.52
Other Machineries and Equipment	34,697,693.72
Accumulated Depreciation-Other Machineries and Equipment	29,364,009.20
Motor Vehicles, net	1,755,358.06
Motor Vehicles	11,341,829.18
Accumulated Depreciation-Motor Vehicles	9,586,471.12
Watercrafts, net	234,397.44
Watercrafts	1,043,748.23
Accumulated Depreciation-Watercrafts	809,350.79
Other Transportation Equipment, net	27,981.43
Other Transportation Equipment	251,690.23
Accumulated Depreciation-Other Transportation Equipment	223,708.80
Other Property, Plant and Equipment, net	305,328,848.45
Other Property, Plant and Equipment	434,205,020.76
Accumulated Depreciation-Other Property, Plant and Equipment	128,876,172.31
Construction in Progress-Agency Assets	-
Total Property, Plant and Equipment	409,339,569.90
Other Assets	124,269.32
Total Non-Current Assets	409,463,839.22
<b>Total Assets</b>	<b>P 458,499,487.58</b>

**LIABILITIES AND EQUITY**

Current Liabilities

Payable Accounts	P 19,425,749.06
Accounts Payable	18,493,040.23
Notes Payable	
Due to Officers and Employees	932,708.83
Interest Payable	
Inter-Agency Payables	852,895,780.66
Due to National Treasury	851,075,175.28
Due to BIR	58,970.78
Due to GSIS	12,654.94
Due to PAG-IBIG	102,590.68
Due to PHILHEALTH	16,029.91
Due to National Government Agencies	1,508,986.68
Due to Government Owned and/or Controlled Corporation	52,104.10
Due to Local Government Units	69,268.29
Intra-Agency Payables	1,017,290.10
Due to Other Funds	1,017,290.10
Other Liability Accounts	404,828.94
Guaranty Deposits Payable	231,740.51
Performance/Bidders/Bail Bonds Payable	158,076.85
Other Payables	15,011.58
Loans Payable- Foreign	54,089,250.26
Total Current Liabilities	927,832,899.02
Non-Current Liabilities	
Loans Payable- Foreign	163,342,645.35
Other Deferred Credits	4,967.71
Total Non-Current Liabilities	163,347,613.06
Total Liabilities	1,091,180,512.08





ORIGINAL SIGNED 12/21/14

Equity

Government Equity  
Retained Earnings

48,027,921.30

(680,708,945.80)

Total Equity

(632,681,024.50)

**Total Liabilities and Equity**


**P**

**458,499,487.58**


Prepared by:

  
**MARICRIS C. FROYALDE**  
Acting Bookkeeper/CSA-D

Checked by:

  
**MAGDALENA R. PORTEM**  
Accountant III

Approved by:

**ORIGINAL SIGNED**  
  
**ROSA B. CATOLICO**  
Administrator I